

170384-1 ✓ ACTIVE

FASTON | FASTON 250

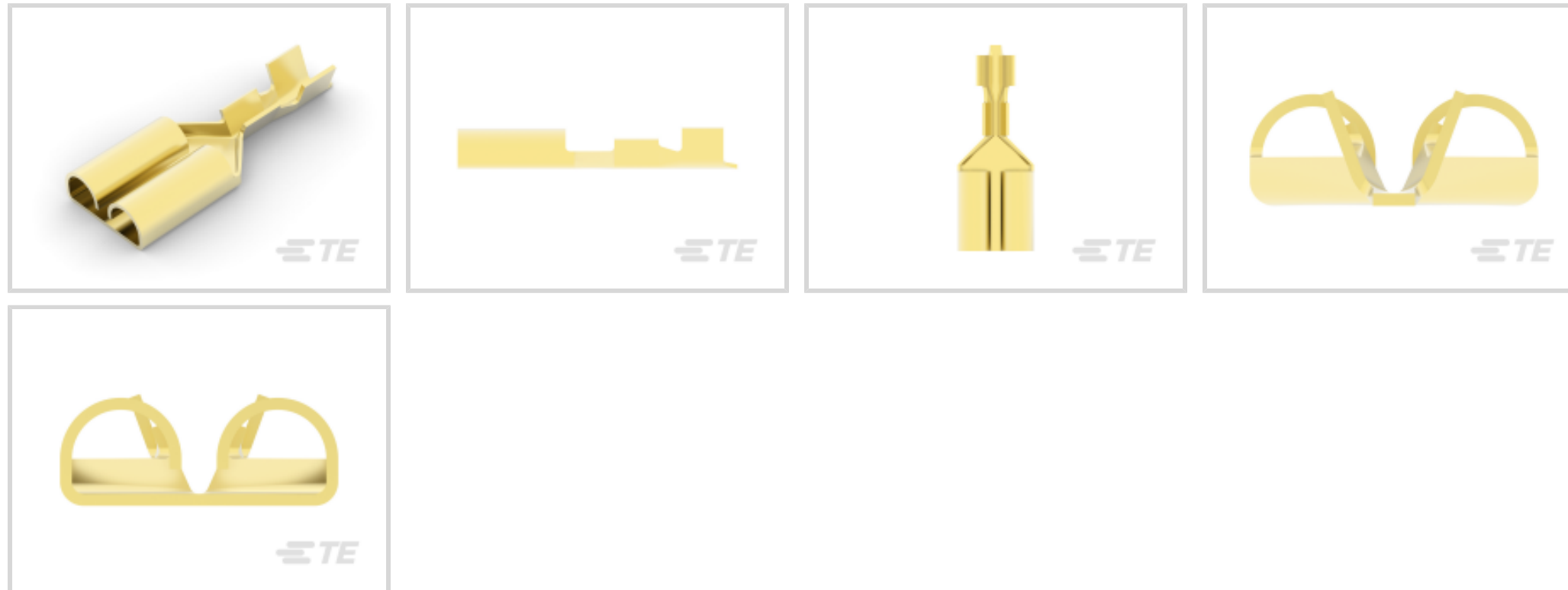
TE Internal #: 170384-1

Quick Disconnects, Receptacle, 22 – 20 AWG Wire Size, .32 – .51 mm<sup>2</sup> Wire Size, Mating Tab Width .25 in [6.35 mm], Straight, Brass, FASTON 250

[View on TE.com >](#)



Terminals & Splices > Quick Disconnects



Quick Disconnect Terminal Type: **Receptacle**

Wire Size: .32 – .51 mm<sup>2</sup>

Mating Tab Width: 6.35 mm [.25 in]

Mating Tab Thickness: .61 mm [.024 in]

## Features

### Product Type Features

Terminates To	Wire & Cable
Wire/Cable Type	Regular Wire
Wire Stop	No
Insertion Force	Normal
Sealable	No

### Configuration Features

Connection Capacity	Single
---------------------	--------

### Electrical Characteristics

Voltage (Max)	250 V
---------------	-------

### Contact Features

Quick Disconnect Terminal Type	Receptacle
Mating Tab Width	6.35 mm [.25 in]
Mating Tab Thickness	.61 mm [.024 in]
Terminal Orientation	Straight



Contact Base Material	Brass
Terminal Plating Material	Unplated
Crimp Type	F-Crimp
Barrel Type	Open

### Mechanical Attachment

Extraction Force	4.9 – 39.2 Newton
Wire Insulation Support	With

### Dimensions

Accepts Wire Insulation Diameter Range	1.5 – 2.2 mm [.059 – .086 in]
Overall Length	19.2 mm [.755 in]
Receptacle Terminal Stock Thickness	.81 mm [.032 in]
Wire Size	.32 – .51 mm <sup>2</sup>

### Usage Conditions

Insulation Option	Uninsulated
Operating Temperature Range	-40 – 110 °C [-40 – 230 °F]

### Packaging Features

Packaging Quantity	7000
Packaging Method	Strip/Reel

### Other

Comment	20M Standard Reel for AMPOMATOR Machine.
---------	--

## Product Compliance

[For compliance documentation, visit the product page on TE.com>](#)

EU RoHS Directive 2011/65/EU	Compliant
EU ELV Directive 2000/53/EC	Compliant
China RoHS 2 Directive MIIT Order No 32, 2016	No Restricted Materials Above Threshold
EU REACH Regulation (EC) No. 1907/2006	Current ECHA Candidate List: JUNE 2022 (224) Candidate List Declared Against: JUNE 2022 (224) Does not contain REACH SVHC
Halogen Content	Low Halogen - Br, Cl, F, I < 900 ppm per homogenous material. Also BFR/CFR/PVC Free







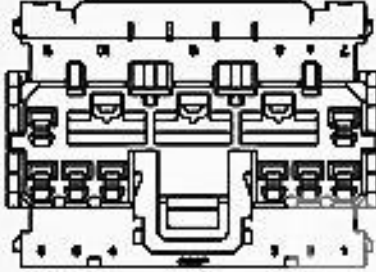
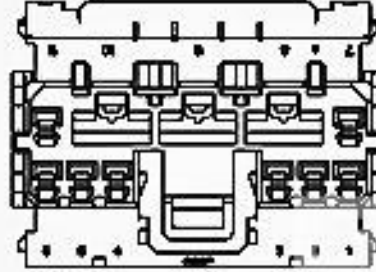
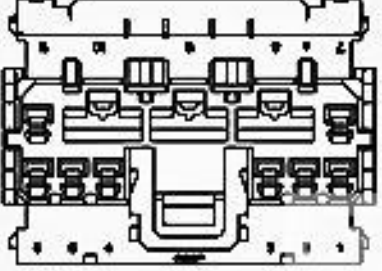
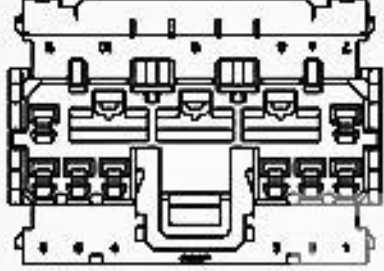

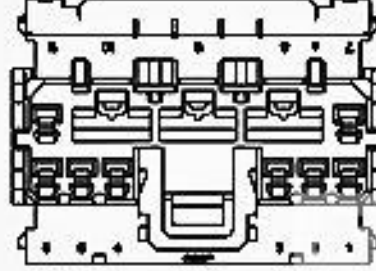
Solder Process Capability

Not applicable for solder process capability

Product Compliance Disclaimer

This information is provided based on reasonable inquiry of our suppliers and represents our current actual knowledge based on the information they provided. This information is subject to change. The part numbers that TE has identified as EU RoHS compliant have a maximum concentration of 0.1% by weight in homogenous materials for lead, hexavalent chromium, mercury, PBB, PBDE, DBP, BBP, DEHP, DIBP, and 0.01% for cadmium, or qualify for an exemption to these limits as defined in the Annexes of Directive 2011/65/EU (RoHS2). Finished electrical and electronic equipment products will be CE marked as required by Directive 2011/65/EU. Components may not be CE marked. Additionally, the part numbers that TE has identified as EU ELV compliant have a maximum concentration of 0.1% by weight in homogenous materials for lead, hexavalent chromium, and mercury, and 0.01% for cadmium, or qualify for an exemption to these limits as defined in the Annexes of Directive 2000/53/EC (ELV). Regarding the REACH Regulation, the information TE provides on SVHC in articles for this part number is based on the latest European Chemicals Agency (ECHA) 'Guidance on requirements for substances in articles' posted at this URL: <https://echa.europa.eu/guidance-documents/guidance-on-reach>

## Compatible Parts

 <p>TE Part # CAT-M9194-CH8172 MULTILOCK, CONNECTOR HOUSING</p>	 <p>TE Part # 2-2150511-1 OCEAN_2.0_APPLICATOR-E-060F110O</p>	 <p>TE Part # 2-2150511-2 OCEAN_2.0_APPLICATOR-E-060F110O</p>	 <p>TE Part # 2150511-1 OCEAN_2.0_APPLICATOR-E-060F110O</p>
 <p>TE Part # 2150511-2 OCEAN_2.0_APPLICATOR-E-060F110O</p>	 <p>KIT TE Part # 7-2150511-7 OCEAN_2.0_SPARE_PART_KIT-060F110O</p>	 <p>TE Part # 174925-4 070 MLC W-W PLUG HSG 11P GREEN</p>	 <p>TE Part # 174925-5 070 MLC W-W PLUG HSG 11P BLUE</p>
 <p>TE Part # 174926-5 070 MLC W-W PLUG HSG 13P BLUE</p>	 <p>TE Part # 174927-4 070 MLC W-W PLUG HSG 15P GREEN</p>	 <p>TE Part # 1-85113-2 070/250 HYB 15P PLUG(BLK) W/BL</p>	 <p>TE Part # 174925-2 HOUSING, PLUG, 11 POSITION, .070</p>

Also in the Series | **FASTON 250**



Compression Connectors(4)



Crimp Terminal Housings(143)




Insertion &amp; Extraction Tools(6)



Magnet Wire Terminals(1)



PCB Terminals(144)



Quick Disconnects(455)



Splices(4)

## Documents

### Product Drawings

[250 FASTON,REC.,22-20 AWG,BR](#)

English

### CAD Files

[3D PDF](#)

3D

Customer View Model

[ENG\\_CVM\\_CVM\\_170384-1\\_H.2d\\_dxf.zip](#)

English

Customer View Model

[ENG\\_CVM\\_CVM\\_170384-1\\_H.3d\\_igs.zip](#)

English

Customer View Model

[ENG\\_CVM\\_CVM\\_170384-1\\_H.3d\\_stp.zip](#)

English

By downloading the CAD file I accept and agree to the [Terms and Conditions](#) of use.

### Product Specifications

[Crimping of 250 Series Tab and Receptacle Contacts](#)

Japanese

[Application Specification](#)

Japanese

[Application Specification](#)

Japanese

[Crimping of 250 Series Tab and Receptacle Contacts](#)



Japanese

---

**Product Environmental Compliance**

**Product Compliance**

English

**Product Compliance**

English

---

**Instruction Sheets**

**Customer Manual (non U.S.)**

Japanese

**"250" Series, Housing Lance Connector**

Japanese